

Electric Curtain Track Systems



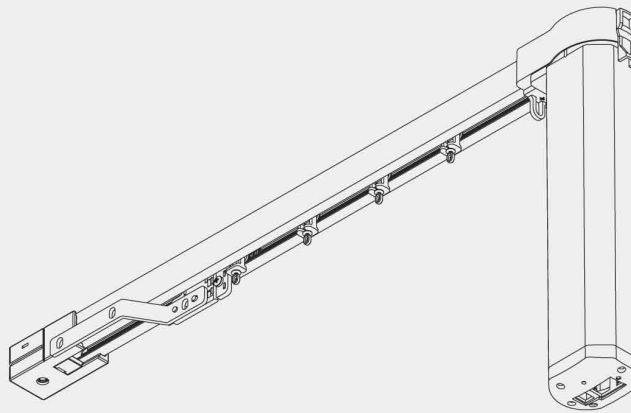
www.thehomeofinteriors.co.uk

Email: sales@thehomeofinteriors.co.uk

Tel: 01625 449039

Electric Curtain Track System

Silent Gliss® 5100 Autoglide



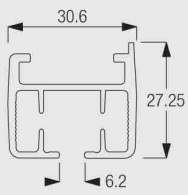
Product Information

- Electric Curtain Track System Silent Gliss 5100 for light to medium weight curtains.
- This system is powered by a precise and silent 100 - 240V AC Motor.
- Motors come with integrated radio receiver.
- Smooth operation with soft start and stop.
- "Touch and Go" offers easy operation.
- Equipped with a manual override feature against power failure.
- Minimum bending radius is 30cm.
- Ceiling or wall fix.
- Suitable for use with Wave curtain heading system.
- White only.
- No pre-wiring necessary.
- Excellent security device when homes are unoccupied.
- All controls are wireless.



5100

Profile and Bending Information



10925




Min. radius 30cm

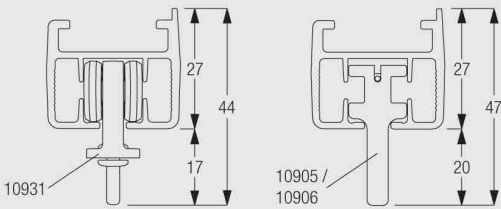
Specification Guide- download from the Silent Gliss Website

Silent Gliss 5100 curtain track, electrically operated, white powder coated aluminium, complete and assembled with motor 5190, internal drive belt, roller gliders or wave glider-cord. Profile 10925, ceiling or wall fix with brackets 10926/3134-39 at 300-600mm centres each screwed to timber/plugged and screwed. To be installed correctly according to Silent Gliss fitting instructions.Lm.

How to measure



A: System width



Glider drop dimensions



5100

System Dimensions



5m



25kg

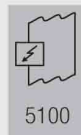
Max. Curtain Weight Charts

Application with Rollers

	3 m	5 m
	20	25
	20	25
	20	17
	20	17
	15	13
	15	13
	12	10
	12	10
(kg max.)		

Application with Wave Gliders

	3 m	5 m
	20	20
	20	20
	18	14
	18	14
	12	10
	12	10
	10	9
	10	9
(kg max.)		



5100

It is essential with electrically operated curtain tracks to choose a system which can readily cope with the specific demands placed on it. The most crucial factor is the total weight of the curtains transported by it, but then come further questions such as how the curtains are stacked, are there bends involved, ceiling or wall fix, the type of curtain heading etc.

System Options

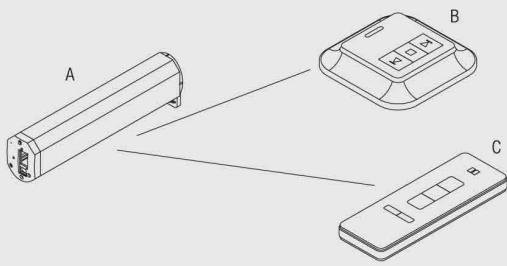
5100B - Base



This base system offers operation via a fixed, single channel wall switch. This switch is radio control, no pre-wiring required.

- A: Motor 5190
- B: Wall Switch 10949

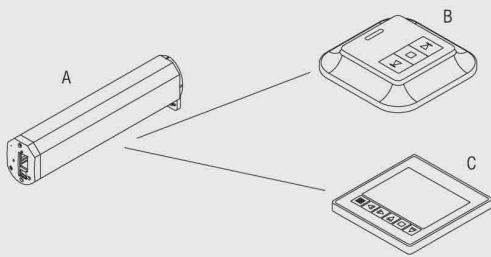
5100R - Remote



In addition to the fixed wall switch, the 5100R is supplied with a remote control handset. Both the handset and the wall switch are radio control.

A: Motor 5190
B: Wall Switch 10949
C: Handset 10946

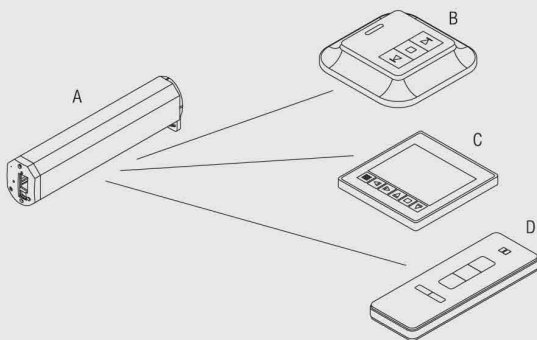
5100T - Timer Unit



In addition to the fixed wall switch, the 5100T is supplied with a timer unit which allows pre-programmed opening and closing times.

A: Motor 5190
B: Wall Switch 10949
C: Timer Unit 11092

5100TC - Total Control



The 5100TC is supplied with a remote control and a timer unit to give total control.

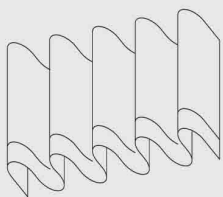
All parts are radio control.

A: Motor 5190
B: Wall Switch 10949
C: Timer 11092
D: Handset 10946

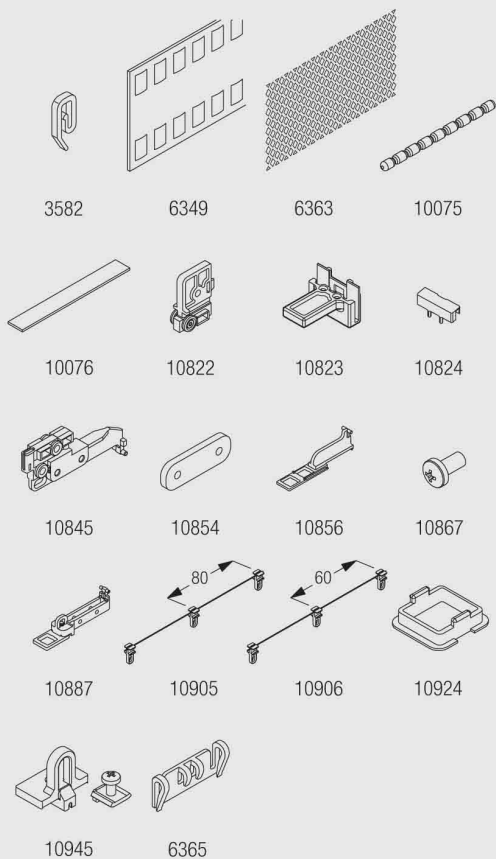


5100

Wave Curtain Heading System



The Wave is an exciting contemporary curtain heading system which allows curtains to hang in a continuous wave which is smooth, simple and elegant.



The Wave components are:

- 10822 Master carrier set
- 10823 Belt connector arm
- 10824 Belt connector pin
- 10845 Wave master carrier, single stack
- 10854 Wave overlap arm support
- 10856 Wave end stop, belt return
- 10867 Panhead screw
- 10887 Wave overlap arm set
- 10905 Wave glider cord (80mm)
- 10906 Wave glider cord (60mm)
- 10924 Wave glider support
- 10945 End stop

The following parts are supplied as standard when Silent Gliss curtains are supplied with the system. If only the track is supplied these are available at an extra cost:

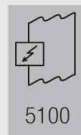
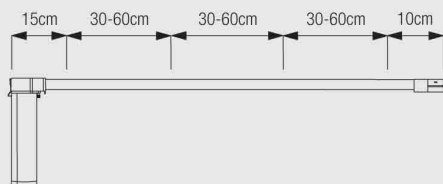
- 6349 Curtain tape
- 3582 Hook
- 6363 Iron tape
- 10075 Lead weight 50gr/m
- 10076 Fabric weight

Notes:
 Single stack 60mm Wave is not recommended.
 Wave 80mm requires bracket 3136 minimum.

Fitting Information

System 5100 is supplied with a 5m power lead for connection to a standard power socket.

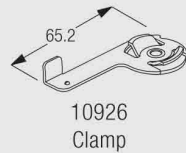
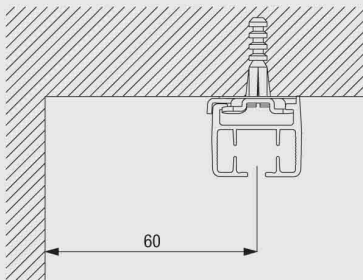
Bracket Positioning



5100

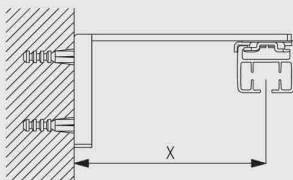
Fitting Options

Ceiling fitting with clamp 10926

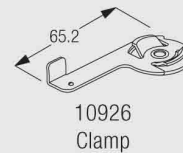
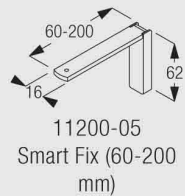


1148C
Countersunk screw

Wall fitting with Smart Fix 11200-11205 and clamp 10926



	x (mm)
11200	52
11201	72
11202	92
11203	112
11204	142
11205	192



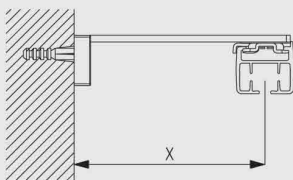
Do not use bracket 1200 - clamp cannot twist. Use 11201 +

Brackets feature thread for screw M4x10 for fixing clamp SG 10926.

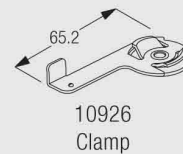
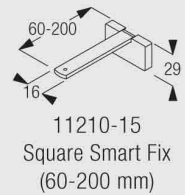
Wall fitting with Square Smart Fix 11210-11215 and clamp 10926



5100



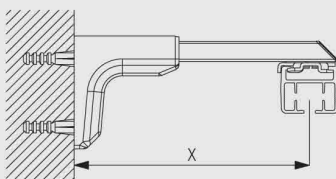
	X (mm)
11210	52
11211	72
11212	92
11213	112
11214	142
11215	192



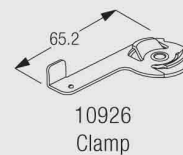
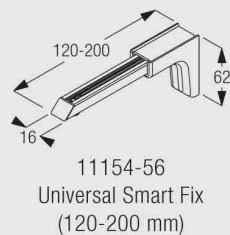
Do not use bracket 1200 - clamp cannot twist. Use 11201 +

Brackets feature thread for screw M4x10 for fixing clamp SG 10926.

Wall fitting with Universal Smart Fix 11154-11156 and clamp 10926

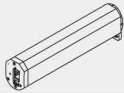




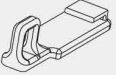




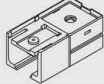




	X (mm)
11154	102-130
11155	132-160
11156	182-210




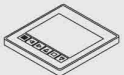
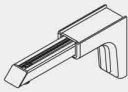
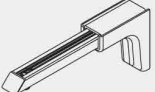
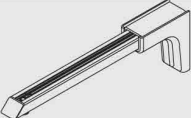


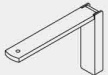
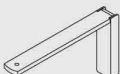




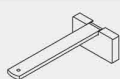
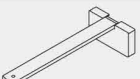
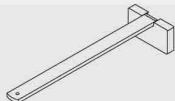


Brackets feature thread for screw M4x10 for fixing clamp SG 10926.

Standard Accessories

5190	Motor 100-240 V AC (inc. power lead)		10815	Cover	
10823	Belt connector arm		10824	Belt connector pin	
10825	Belt		10836	Mask pair stack	
10925	Profile		10931	Roller	
10933	Motor end set		10936	Overlap arm set	
10940	Belt return		10945	End stop	
10949	Radio wall transmitter, 1 channel				

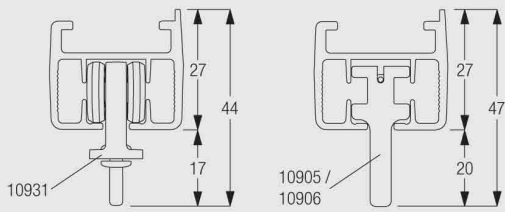
Optional Accessories

10926	Clamp		10943	Connecting bridge	
10946	Radio hand-held transmitter, 1 channel		11092	Single Channel Timer (Radio)	
11154	Universal Smart Fix, 120 mm set		11155	Universal Smart Fix, 150 mm set	
11156	Universal Smart Fix, 200 mm set		11200	Smart Fix, 60 mm set	
11201	Smart Fix, 80 mm set		11202	Smart Fix, 100 mm set	
11203	Smart Fix, 120 mm set		11204	Smart Fix, 150 mm set	
11205	Smart Fix, 200 mm set		11210	Square Smart Fix, 60 mm set	
11211	Square Smart Fix, 80 mm set		11212	Square Smart Fix, 100 mm set	
11213	Square Smart Fix, 120 mm set		11214	Square Smart Fix, 150 mm set	
11215	Square Smart Fix, 200 mm set				











5100

Sewing and Wave Accessories



Glider drop dimensions.

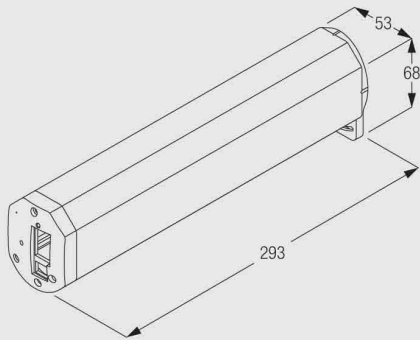
3582	Hook		6349	Curtain tape	
6363	Top hemming tape		10075	Lead weight 50 gr/m	
10076	Fabric weight		10822	Master carrier set	
10845	Wave master carrier, single stack 80mm		10854	Wave overlap support arm	
10856	Wave end stop, belt return		10867	Panhead screw M4x16	
10887	Wave overlap arm set		10905	Wave glider cord (80mm), 6.5mm channel	
10906	Wave glider cord (60mm), 6.5mm channel		10924	Wave glider support	



5100

Motor Information

Motor 5190



- Torque: 1.0Nm
- Speed: 130rpm
- Speed: 15cm/S
- Voltage: 100 - 240 V AC 50/60 Hz
- Power: 72W
- Safety class: IP20
- Noise level: < 45 dBA (30cm)
- Thermal overload protection
- Temperature for operation: 0°C to + 60°C
- Frequency receiver of Motor: 433.92 MHz

The motor 5190 is supplied with a 5m power cable with a 3 pin plug.



5100



www.thehomeofinteriors.co.uk
Email: sales@thehomeofinteriors.co.uk
Tel: 01625 449039

www.silentgliss.co.uk

www.silentglissglobal.com

Silent Gliss Ltd
Pyramid Business Park
Poorhole Lane
Broadstairs
Kent
CT10 2PT
Great Britain

Tel: +44 (0) 1843 863571
Fax: +44 (0) 1843 864503
info@silentgliss.co.uk

Silent Gliss Global Ltd
Pyramid Business Park
Poorhole Lane
Broadstairs
Kent
CT10 2PT
Great Britain

Tel: +44 (0) 1843 874250
Fax: +44 (0) 1843 874457
info@silentglissglobal.com