JONES

Triple Track (H133)

INSTRUCTIONS

1



Measure to determine the required length of the Triple track.

2

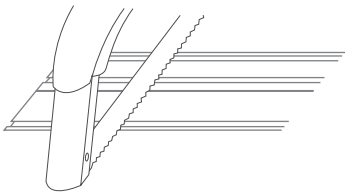

Cut the track to the required length.

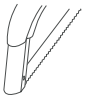

3

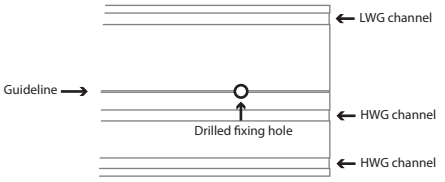

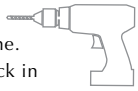

Drill fixing holes alone the guideline. These will be used to screw the track in place. The guideline can be found between the LWG channel and the HWG channel.

4

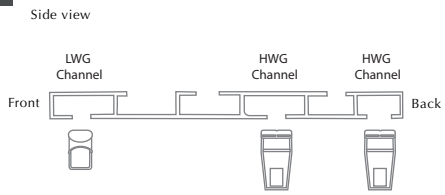

Slide the gliders into the specific channel.

5

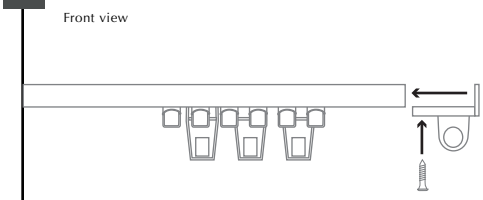

Insert an end stop to both ends of every channel. Secure in place by tightening the screw.

6

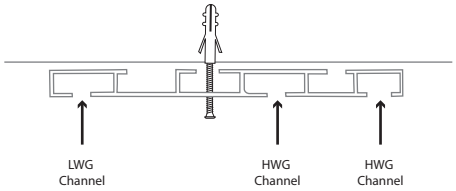

Screw the track into position using the pre-drilled holes along the securing guideline.